

# St Joseph's

## Reception Newsletter



The children have had another great week of exploring, discovering and learning.

Our mini topic is 'Creep, Crawl and Wriggle'. In this project, your child will learn about minibeasts. They will observe minibeasts in their natural habitats and create shelters for them to live in. They will learn about the life cycle of a butterfly and explore what minibeasts need to survive.

Our key text for the last week is 'The Hungry Caterpillar'.

How you can support your child at home:

Go on safari to look for minibeasts that live in your garden or park.

- Make a bug hotel from plant pots, small rocks, stones, bark and leaves and see if minibeasts visit.
- Research some fantastic facts about minibeasts from around the world.

Maths- We will be revisiting and exploring shape in greater depth.

How you can support your child at home:

### Maths Mastery Home Learning Challenge

#### Adult Guidance

##### What Are We Learning?

We are learning how to select, rotate and manipulate shapes.

##### How to Set Up the Challenge

- Begin by cutting some 2D shapes out of paper. Cut out a variety of circles, squares, triangles and rectangles of different sizes. Ensure that you have two of each shape.
- Then, arrange some of the shapes into a picture, such as a house, a boat, a castle or a rocket.
- Invite your child to use the shapes to copy your shape picture.
- Encourage your child to talk about what shapes they need to use and how they should be arranged.
- Explore how the shapes can be rotated, flipped and moved to create a matching shape picture.
- Then, invite your child to make a shape picture for you to copy.

#### How to Get Your Child Thinking

- What can you tell me about these shapes?
- How are these shapes the same? How are they different?
- Can you use the shapes to copy my picture?
- Where should this shape go?
- How can you make this shape look like the one in my picture?
- Can you make a shape picture for me to copy?
- Have I copied your picture correctly? How do you know?




Disclaimer: When carrying out any of these activities, it is your responsibility to ensure whether adult supervision or other appropriate safety measures are required.


visit [twinkl.com](https://www.twinkl.com)



### Shape Pictures



- With a grown-up, cut out some paper shapes.
- Watch carefully as your grown-up makes a picture using the shapes.
- What shapes do you need to use to copy their picture?
- Where should the shapes go?
- Do you need to turn or flip over any of the shapes?
- Can you make a shape picture for a grown-up to copy?



Can we please ask that you work in partnership with us to help your child reach their full potential by reading with them, signing the record and ensuring it is in school every day. Additionally, please continue to use the QR codes sent and play Fred games with your child. This will greatly improve their progress in reading and writing.

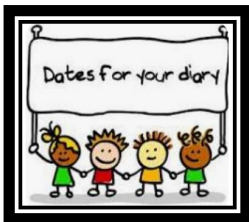


To protect your child in the sun, please ensure that they have a labelled hat and water bottle. We would also ask that you apply sun cream in the morning.

Thank you for your cooperation.



- If you any spare bottoms, underwear or socks to donate, we would greatly appreciate it.
- Nappy bags and wipes would also be greatly appreciated.
- Boxes of tissues for the classroom.



Father's day event – Friday 13<sup>th</sup> June 130- 3pm

Reception school trip – Wednesday 18<sup>th</sup> June

School Sports morning – Friday 20<sup>th</sup> June am – please note the change of date (further correspondence will be sent out next week regarding sports morning arrangements).



[Topmarks: teaching resources, interactive resources, worksheets, homework, exam and revision help](#)

<https://www.youtube.com/@MagicActivity>

[Play it! - EYFS - Reception - BBC Bitesize](#)



Family lives offers confidential support through its **free** helpline service on **0808 800 2222**. They offer advice and emotional support on any aspect of parenting or family life.




**Highlights:** The children have loved the writing activities for our focus book.

They have enjoyed exploring addition in Maths.





The children have been busy building a new home for monkey (from the book Monkey Puzzle, and have been doing lots of reading and digging.





## Poem of the week!

# I'm Quite the Little Zoo!

Like the lion and the Tiger,  
I am getting big and strong.  
I am also growing taller  
Like Giraffe with neck so long.



Like the stripes upon the Zebra's back,  
There's no one else like me.  
I can play and climb and run around  
Like a Monkey in a tree.



As a wise and wrinkly Elephant,  
I am smarter every day.  
I'm tough like Mr. Alligator  
When I go out to play.  
I've grown so much in this  
whole year  
Thanks so much to you.  
I'm many things as you can see  
I'm quite the little Zoo!

*Have a lovely weekend. Thank you for your support  
The Reception Team.*