

St Joseph's

Reception Newsletter




Thank you for your donations to our Hamper, it is on its way to a family in need to spread love and happiness this Christmas.

Topic:

This week we will continue with our Mini topic '**Sparkle and Shine**'. This projects helps the children learn about the celebrations that take place during autumn and winter seasons. The focus is on the significance and symbolism of light at this time of year. We will also be exploring the story of The Nativity.

Our focus text next week will be



Supporting your child at home

Set up a Nativity Scene at home, perhaps using a nativity set you may have, or using small play figures to represent the different characters.
Share the story of The Nativity.

Maths –

This week we will be consolidating this term's learning.

Children will likely benefit from activities, games, and discussion with parents. Working with younger children at home, it is important not to see Mathematics as a separate or standalone activity but rather as something which can be incorporated into everyday activities, games, stories, and conversations.

Supporting your child at home

This is a good website that can support you in applying Maths into everyday activities at home.

[Counting | numeracy - BBC Bitesize](#)

Phonics

Read Write Inc.

Below are QR codes that link to short engaging film clips about each sound.

You simply hover over the QR code with the camera of your phone or ipad and it will link directly to the clip.

Set 1 Sounds

QR codes

s

S



Slither down the snake.

i



Down the body and dot for the head.

m



Down Maisie, mountain, mountain.

d



Around the dinosaurs bottom, up his tall neck and down to his toes.

n



Down Nobby and over his net.

a



Around the apple and down the leaf.

t



Down the tower, across the tower.

p



Down the pirates plait and around his face.

g



Around the girls face, down her hair and give her a curl.

k


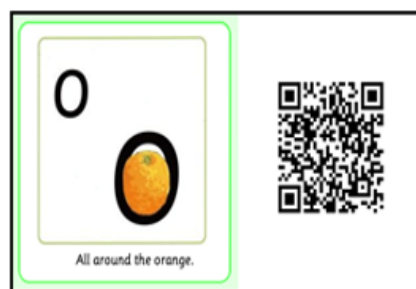


Down the kangaroo's body tail and leg.

f



Down the stem and draw the leaves.



We have sent a paper copy of QR codes in the children's Phonics folders.
This will support you accessing the resources on-line.



Children will be assessed over the next fortnight to determine Read Write Inc Groups for the new term. Blending sounds to make words is a key part of the assessment.

Children in Reception should now be blending sounds to make words. Please practise doing this with the wordtime sounds and letters below.

Word Time 1.2

Practise reading Read forwards, backwards, in and out of order

m a s d t
i n p g o

Practise blending Read in Fred Talk, then read the word

in on it
an and pin
got dog sit
tip pan gap
dig top pig

Word Time 1.4

Practise reading Read forwards, backwards, in and out of order

i n p g o
c k u b f
e l h

Word Time 1.3

Practise reading Read forwards, backwards, in and out of order

s m d a t
p i c g o
b k n u e

Practise blending Read in Fred Talk, then read the word

bin kit bad
can cup get
up cot bed
cat mud met

Practise blending Read in Fred Talk, then read the word

fan lip had
fun log hit
fat let hen

Some children have now begun to learn 'Special Friends' – this is where 2 letters make one sound e.g. "Special friends sh / th / qu / ch / ng/ nk / ff / ll/ ss /zz / ck



When reading words with Special Friends – get your child to first identify the Special Friends – then Fred Talk – then Read the Word. We say "Special Friends, Fred Talk, Read the word."

Word Time 1.5

Practise reading Read forwards, backwards, in and out of order

g o c k u
b f e l h
r j v y w

Word Time 1.6

Practise reading Read forwards, backwards, in and out of order

j v y w z x
sh th ch qu ng nk

Practise blending Read in Fred Talk, then read the word

red yes win
jog rat web
vet jam wet
run yet yap
jet yum van

Practise blending Read in Fred Talk, then read the word

thin quiz bang
this quit wing
zip fox wish
zag box wink
chin fix ship
chop six shop
chat sing fish

Word Time 1.7

Practise reading Read forwards, backwards, in and out of order

v y w z x
sh th ch qu ng
nk ck ll ff ss

Practise blending Read in Fred Talk, then read the word

blob skin frog mess
drip trip gran dress
flag send slid black
pram brat spot think
skip from bend stink
trap grin test thing
hand slip bell sock
blip spit well quick
clip jump fell thick
flop best flu ff back
prop drop hu ff

It is absolutely vital that children grasp the first stages of reading – knowing and identifying all the single letter sounds and Special Friends – listed above. They should be able to do this speedily.

Once they know these - they need to begin blending them together (Fred Talk) to make words.

Please support your children – Keeping Up is much easier than Catching up!

Our star poem



"A smile, a hug, a helping hand.
Spreading joy across the land.
In every heart, let kindness grow.
This is the magic we all can show!
Together we shine, like stars so bright!"



Information:



Family Lives offers a confidential and free* helpline service for families in England and Wales (previously known as Parent line). Please call us on **0808 800 2222** for emotional support, information, advice and guidance on any aspect of parenting and family life. If you don't get an answer first time please do try again.



Thank you for donations, we would still be grateful for any tissues and baby wipes.



Thursday 18th December – Reception Christmas Party (party clothes)

Friday 19th December – End of term 1pm




Here are a few links to support your children's learning at home.

<https://hungrylittleminds.campaign.gov.uk/>

<https://literacytrust.org.uk/policy-and-campaigns/home-learning-environment/small-talk/>

<http://www.wordsforlife.org.uk/>

<https://www.bbc.co.uk/tiny-happy-people>



The children had great fun this week learning about Christmas all over the world and doing Christmas craft. They were very excited to write letters and post cards and getting to post and deliver them to each other.



Thank you for all your support
The Reception Team