

St Joseph's

Preschool Newsletter



Welcome back, it has been lovely to hear all the children's stories about their half-term adventures.

Topic: This term we have started our new topic 'On the Beach' This project teaches children about the plants and animals that live at the seaside. It also explores holidays in the past and the importance of keeping safe in the sun. **Please continue to send any pictures of holidays or trips to the beach for your children to talk about.**

Next week we will continue reading '*Lucy and Tom at the Seaside*' by Shirley Hughes. We will be thinking about the different animals you find at the beach.

Supporting your child at home

- Tell a grown-up about your favourite seaside story that we have read in class. Can you tell them about your favourite character?
- Draw a picture of an animal you might find in a rock pool.


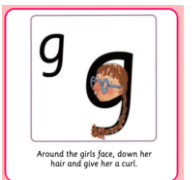







Maths – We are consolidating our understanding of numbers, this week we are thinking about what number comes next.

Supporting your child at home

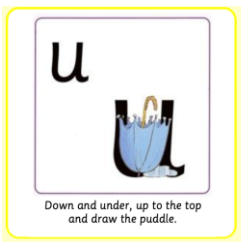
- When you spot numbers in the environment around you, for instance door numbers on the way and from school, ask your children to identify the numeral and then ask them "What comes after that number?" With door numbers you could point out how the next number is on the opposite side of the road.
- Play with some dominoes. Look at which number is represented on each domino. See if your child can sequence the dominoes e.g. This domino shows 1 spot. What comes after? Can you find a domino that shows 2 spots? What comes after that?



Phonics – Please use the QR codes to revise sounds taught.



This week's star sound



Our Star Poem

Under the Sea Song

(Sing to the tune of 'The Wheels on the Bus'.)

The waves in the sea go up and down,
Up and down, up and down.
The waves in the sea go up and down,
All day long.

(Stand up, then crouch down or put both arms up and then down.)

The fish in the sea swim round and round,
Round and round, round and round.
The fish in the sea swim round and round,
All day long.

(Move hand from one side of the body to the other side, wiggling fingers.)

The crabs in the sea go scuttle, pinch,
Scuttle, pinch, scuttle, pinch.
The crabs in the sea go scuttle, pinch,
All day long.

(Move body or hands from side to side to 'scuttle' and create a pinching action by moving fingers to thumb, then moving fingers away again.)

The sharks in the sea go snap, snap, snap.
Snap, snap, snap, snap, snap, snap.
The sharks in the sea go snap, snap, snap,
All day long.

(Place hands together, then open and shut them to create a snapping mouth action.)

Information:



Family Lives offers a confidential and free* helpline service for families in England and Wales (previously known as Parent line). Please call us on **0808 800 2222** for emotional support, information, advice and guidance on any aspect of parenting and family life. If you don't get an answer first time please do try again.



Our topic 'At the Beach' - if you have any pictures of you and your child exploring the beach on holiday please send them in for our talk table.

We will also be making an 'egg box ocean scene' please send in an egg box for your child's craft.

Thank you for your support



Father's Day Event- 13th June 2025 – 1:30 - 3:00pm

School trip for Reception 2025 Children and current Reception – 18th June 2025

Preschool sports day – 10th July 2025 – 9-11am



Here are a few links to support your children's learning at home.


<https://hungrylittleminds.campaign.gov.uk/>

<https://literacytrust.org.uk/policy-and-campaigns/home-learning-environment/small-talk/>

<http://www.wordsforlife.org.uk/>

<https://www.bbc.co.uk/tiny-happy-people>

This week has been busy - we have been moulding, building, floating, reading, cutting and sharing with our friends.



Thank you for
all your support
Have a lovely
weekend
Mrs Pugsley
and the
Preschool team