

# St Joseph's

## Preschool Newsletter



We have started our preparations for Father's Day.

Please can you send in a photo of your child with their dad or another significant male figure. We will send the photos back with your child when we have finished our activity.

If you do not have a hardcopy please send a picture via the school office – For the attention on Mrs Pugsley. Many thanks

### Topic:

This week, we will be reading ***The Very Hungry Caterpillar* by Eric Carle** as part of our *Sunshine and Sunflowers* topic. The children will be learning about **life cycles**, discovering how living things grow and change over time. Through the story and our hands-on planting activities, the children will explore how caterpillars turn into butterflies and how tiny seeds grow into plants. We will be encouraging lots of talking, noticing, and using new vocabulary as the children develop their understanding of the natural world.

### Supporting your child at home

At home, you can support this learning by talking about things that grow, spotting minibeasts in the garden or on a walk, or looking at fruits and finding the seeds inside. Encouraging children to notice, talk, and use new vocabulary will help deepen their understanding of the natural world.

### Maths:

**This week we will** be learning about the mathematical ideas of '**more**' and '**less**'. In the Early Years, children develop early number skills by comparing groups of objects and talking about which has more and which has less. They explore these ideas through play, counting, sorting, and practical activities, helping them build a strong foundation in mathematical language. The children will be encouraged to notice differences in quantity and begin to explain their thinking using everyday examples from their environment.

### Supporting your child at home

At home, you can support this learning by encouraging your child to compare small groups of objects. For example, you might ask, "Which bowl has more grapes?" or "Who has fewer blocks?" You could also use toys, snacks, or natural objects like leaves or stones. Encourage your child to talk about what they see and use the words **more**, **less**, **fewer**, and **same** to build their confidence with mathematical language.



Please use the QR codes to recap our phonics sounds-

Set 1 Sounds  
QR codes until 22nd June

s S  
Slither down the snake.

i i  
Down the body and dot for the head.

m m  
Down Mässi, mountain, mountain.

d d  
Around the droppan bottom, up his tail rock and down to his toes.

n n  
Down Nobby and over his net.

a a  
Around the apple and down the leaf.

t t  
Down the tower, across the tower.

p p  
Down the pines plant and around his face.

g g  
Around the girls face, down her hair and give her a curl.

k k  
Down the kangaroo's body tail and leg.

f f  
Down the stem and draw the leaves.

o o  
All around the orange.

u u  
Down and under, up to the top and draw the puddle.

e e  
Lift off the top and scoop out the egg.

c c  
Curl around the caterpillar.

b b  
Down the back to the feet and around the ear.

l l  
Down the long leg.

h h  
Down the head, to his hooves and over his back.

v v  
Down a wing, up a wing.

z z  
Zig-zag-zig.

r r  
Down the robots back and curl over his arm.

y y  
Down a horn, up a horn and under head.

x x  
Down the arms and leg, repeat the other side.

j j  
Down his body, curl, dot for his head.

w w  
Down, up, down, up.



## Star Poem

### Clean hands

I am washing, washing, washing.

I am washing after play.

I am soaping, soaping, soaping.

I am soaping every day.

I am scrubbing, scrubbing, scrubbing.

I am scrubbing germs away.

I am rinsing, rinsing, rinsing.

Now my hands are clean - okay!

## Information:



Family Lives offers a confidential and free\* helpline service for families in England and Wales (previously known as Parent line). Please call us on **0808 800 2222** for emotional support, information, advice and guidance on any aspect of parenting and family life. If you don't get an answer first time please do try again.




Here are a few links to support your children's learning at home.

<https://hungrylittleminds.campaign.gov.uk/>

<https://literacytrust.org.uk/policy-and-campaigns/home-learning-environment/small-talk/>

<http://www.wordsforlife.org.uk/>

<https://www.bbc.co.uk/tiny-happy-people>



Stay and play sessions 5<sup>th</sup>, 6<sup>th</sup>, 7<sup>th</sup> & 8<sup>th</sup> of May – 8:30-9:30am – Please book a slot with Mrs Pugsley

**Preschool will be closed on 2<sup>nd</sup> of June**

**Father's Day EYFS Assembly on 19<sup>th</sup> June at 2:15 pm**



EYFS School Trip – Black Park 2<sup>nd</sup> June  
Reception children and Preschool due to start school in 2026.  
More details to follow.



**Here is some links for support and information on toilet training.**


<https://eric.org.uk/potty-training/#step-3-stopping-using-nappies>

<https://www.bbc.co.uk/tiny-happy-people/articles/zhqts82#z8g8qyc>


<https://help-for-early-years-providers.education.gov.uk/health-and-wellbeing/toilet-training>

We planted our sunflower seeds! Planting a seed helps us learn where food and plants come from and understand life cycles, growth, and that living things need care (water, soil, light) to survive. Scooping soil, placing seeds, and watering plants strengthen hand and finger muscles, which are essential for later skills like writing, drawing, and using tools.





We are so proud of our teeth brushing and how our smiles will be even brighter!



Have a fabulous weekend  
Mrs Pugsley and the Preschool team