

St Joseph's

Preschool Newsletter



We have started our preparations for Father's Day. Please can you send in a photo of your child with their dad or another significant male figure. We will send the photos back with your child when we have finished our activity. Many thanks

Topic:

This term our topic is 'Sunshine and Sunflowers'. In this project your child will explore their local environment and see how it has changed throughout the year. We will grow flowers, fruit and vegetables in the garden area. We will learn how to care for plants and animals, identifying some different types. Next week we will be reading '*Tiny Seed*' by Eric Carle, investigating different seeds and thinking about how we can care for a seed.

Supporting your child at home

Talk about the seed

Spend a moment looking closely at the seed.

- What colour is it?
- Is it big or small?
- How does it feel?

Plant your seed

Fill your pot with soil and make a small hole with your finger.

Place the seed inside and gently cover it with soil.

Water your seed

Let your child pour on a *small* amount of water.

Talk about why seeds need water to grow.

Choose a sunny spot

Put the pot somewhere warm and sunny—just like in the story *The Tiny Seed*!

Watch it grow

Check on the seed each day.

Encourage your child to talk about any changes they notice.

Maths:

This week we will be revisiting positional language. Positional language is much more than vocabulary—it's a foundation for **maths, communication, movement, independence,** and **social interaction.** Teaching these concepts early helps children make sense of their environment and sets them up for success in school.

Supporting your child at home

Positional Word Simon Says

A fun twist on the classic game:

- "Simon says... put your hands **on** your head."
- "Simon says... stand **next to** the chair."
- "Simon says... put the teddy **in front of** you."

Car or Train Track Play

Use toy vehicles and give positional instructions:

- "Drive the car **around** the track."
- "Park the train **next to** the station."
- "Put the car **between** the two cones."



Please use the QR codes to recap our phonics sounds-

Set 1 Sounds
QR codes until 22nd June

s S
Slither down the snake.

i i
Down the body and dot for the head.

m m
Down Mässi, mountain, mountain.

d d
Around the droppan bottom, up his tail rock and down to his toes.

n n
Down Nobby and over his net.

a a
Around the apple and down the leaf.

t t
Down the tower, across the tower.

p p
Down the pines plant and around his face.

g g
Around the girls face, down her hair and give her a curl.

k k
Down the kangaroo's body tail and leg.

f f
Down the stem and draw the leaves.

o o
All around the orange.

u u
Down and under, up to the top and draw the puddle.

e e
Lift off the top and scoop out the egg.

c c
Curl around the caterpillar.

b b
Down the back to the feet and around the ear.

l l
Down the long leg.

h h
Down the head, to his hooves and over his back.

v v
Down a wing, up a wing.

z z
Zig-zag-zig.

r r
Down the robots back and curl over his arm.

y y
Down a horn, up a horn and under head.

x x
Down the arms and leg, repeat the other side.

j j
Down his body, curl, dot for his head.

w w
Down, up, down, up.



Star Poem

Brush your teeth 

You'll save yourself a lot of grief-
if you properly brush your teeth.
Put the toothpaste on the brush.
It's important (do not rush).
Every morning, every night -
that's the way to get it right.

Information:



Family Lives offers a confidential and free* helpline service for families in England and Wales (previously known as Parent line). Please call us on **0808 800 2222** for emotional support, information, advice and guidance on any aspect of parenting and family life. If you don't get an answer first time please do try again.





Here are a few links to support your children's learning at home.

<https://hungrylittleminds.campaign.gov.uk/>

<https://literacytrust.org.uk/policy-and-campaigns/home-learning-environment/small-talk/>

<http://www.wordsforlife.org.uk/>

<https://www.bbc.co.uk/tiny-happy-people>



Stay and play sessions 5th, 6th, 7th & 8th of May – 8:30-9:30am – Please book a slot with Mrs Pugsley

Preschool will be closed on 2nd of June

EYFS School trip to Black Park is on the 2nd of June.

Reception children and Preschool children due to start Reception in 2026 are invited- details to follow

Father's Day EYFS Assembly on 19th June at 2:15 pm



[Here is some links for support and information on toilet training.](#)


<https://eric.org.uk/potty-training/#step-3-stopping-using-nappies>

<https://www.bbc.co.uk/tiny-happy-people/articles/zhqts82#z8g8qyc>

<https://help-for-early-years-providers.education.gov.uk/health-and-wellbeing/toilet-training>

In Maths this week we used sequencing language to make a jam sandwich...

We even got to eat it!



Forest school was fun, we found out so much about different birds.
We made nests and headbands with bird feathers.

