

Tapestry Meeting



St. Joseph's
Catholic Primary School

Early Years

Tapestry

- Tapestry- **An online journal recording all the learning and fun of children's early years education.**
- Website: <https://eylj.org/>
- Provide the school with an email and we will do the rest!
- You will be sent an activation link
- If you do not have an email address or access to a computer please do not worry.
- You will only see observations linked to your child

Logging in to Tapestry

- Once we have a valid email for you, you will be sent an activation link. This link will ask you to set up a password and direct you to Tapestry
- When logging in you should see a page like this:



The screenshot shows the login interface for Tapestry Online Learning Journal. It features a blue header with the logo and title. Below the header, there are two input fields for 'Email address' and 'Password', followed by a blue 'Log-in' button. A link for 'Having trouble logging in?' is positioned below the button. At the bottom, there are two buttons: 'Need help? Tapestry Tutorials' and 'New to Tapestry? What is Tapestry?'. The entire interface is set against a light blue background with a green grass border at the bottom.

TAPESTRY
ONLINE LEARNING JOURNAL

Email address

Password








Log-in

[Having trouble logging in?](#)



Need help?
[Tapestry Tutorials](#)



New to Tapestry?
[What is Tapestry?](#)



What will I see?

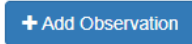
     The Foundation Stage Forum Ltd. [GB] | <https://eylj.org/s/st-josephs-catholic-primary-school-18810/observations>  

Apps For quick access, place your bookmarks here on the bookmarks bar. [Import bookmarks now...](#)


Observations Children  2  stacey scott ▾


 Observations 



Filter & Sort Observations


Search 




Sharing a story

13 Sep 2017 05:16 PM by [The Admin](#)

Mary sat at a table and started to look at a book M- once upon a time there was a spider and it made a web so that it could say hello to all the animals in the farm and then it saw a spider and then i...


 Mary Smith




Beebots

13 Sep 2017 05:12 PM by [The Admin](#)

Mary asked if she could play in the ICT area. She picked up a Bee-Bot and started pushing it around the table. SS demonstrated pressing the buttons to make the Bee-Bot move. M- so if I want it to go...

 Mary Smith



Authored by The Admin added 13 Sep 2017 05:16 PM
 Approved by The Admin on 13 Sep 2017 05:16 PM

 Export

M- you know I have a clock at home and it has all the numbers just like this one. Mummy uses the clock when I go to bed. She always tells me one more minute and then I have to go to sleep but sometimes I'm just not tired



Can I comment on an observation that a practitioner has made?

Notes

Mary sat at a table and started to look at a book.

M- once upon a time there was a spider and it made a web so that it could say hello to all the animals in the farm and then it saw a spider and then it ate it for its dinner and then it went to bed the end.

Mary held the book the correct way whilst she read her story, turning the pages as she added her narrative. Once she had finished the story Mary closed the book and looked at the clock.


M- you know I have a clock at home and it has all the numbers just like this one. Mummy uses the clock when I go to bed. She always tells me one more minute and then I have to go to sleep but sometimes I'm just not tired.

Comments

 stacey scott Relative - 08 Oct 2017 07:51 PM

 Like 

Mary has been practicing telling the time at home. She can now tell when it is 6 o'clock by looking at the clock! Well done

 The Admin Manager - 08 Oct 2017 07:56 PM

 Like

Great to hear that Mary is applying her learning at home. Next we will be learning about half past times. Mrs Scott

Add a comment



Add Reply

Can I add my own observations?

The screenshot shows the Tapestry Journal interface. At the top, the browser address bar displays the URL: <https://tapestryjournal.com/s/st-josephs-catholic-primary-school-18810/observations>. The page header includes navigation links for 'Observations' and 'Children', and a user profile for 'stacey scott' with a notification badge showing '2'. A red arrow points to the '+ Add Observation' button in the top right corner of the main content area.

The main content area features a search bar with the text 'Search' and a magnifying glass icon. Below the search bar, there is a section titled 'Filter & Sort Observations'. The observations are listed in a grid. The first observation is titled 'Hand prints' and was posted on '08 Oct 2017 07:52 PM' by 'stacey scott' (marked as 'Relative'). The text of the observation reads: 'Mary asked if she could do some painting. She mixed all the colours together with her hands. She said... Mummy look at my hand prints! Mary could tell me all about the colours she was using.' Below the text, there is a profile picture of 'Mary Smith' and a comment icon with the number '1'.

The second observation is titled 'Sharing a story' and was posted on '13 Sep 2017 05:16 PM' by 'The Admin'. The text of the observation reads: 'Mary sat at a table and started to look at a book M- once upon a time there was a spider and it made a web so that it could say hello to all the animals in the farm and then it saw a spider and then i...'. Below the text, there is a profile picture of 'Mary Smith' and two icons: a comment icon with the number '2' and a like icon with the number '1'.

Can I add my own observations?

The screenshot shows a web interface for adding an observation. The form is titled 'Add Observation' and has a 'Save' button in the top right corner. The form is divided into several sections: 'Observation', 'Options', 'Media', and a footer. The 'Observation' section contains a 'Children' dropdown menu with a 'Select Children' button, a 'Title *' text input field, and a 'Notes' text area. The 'Options' section contains a 'Created *' field with the date '13 Sep 2017 05:25 PM'. The 'Media' section contains a drag-and-drop area and buttons for 'Add Files', 'Start Upload', and 'Delete Selected Media'. Red arrows and text annotations highlight key features: 'You will only see your child's name' points to the 'Children' dropdown; 'You will need to give your observation a title' points to the 'Title *' field; 'Notes go here' is written inside the 'Notes' text area; 'You can add photos or videos' points to the 'Add Files' and 'Start Upload' buttons; and 'Don't forget to press save' points to the 'Save' button in the top right corner. The footer contains the text 'Click "Save" to save your observation and view it.' and buttons for 'Save & Add Another' and 'Save'.

Observations Children 2 stacey scott

Add Observation

Save

Observation

Children

Select Children

You will only see your child's name

Title *

You will need to give your observation a title

Notes

Notes go here

Options

Created *

13 Sep 2017 05:25 PM

Media

Drag and drop files here or use the Add Files button below

Add Files Start Upload

You can add photos or videos

Delete Selected Media

Don't forget to press save

Click "Save" to save your observation and view it.

Save & Add Another Save

Hand prints

Authored by stacey scott added 08 Oct 2017 07:52 PM

Approved by The Admin on 08 Oct 2017 07:57 PM

Mary Smith

Report

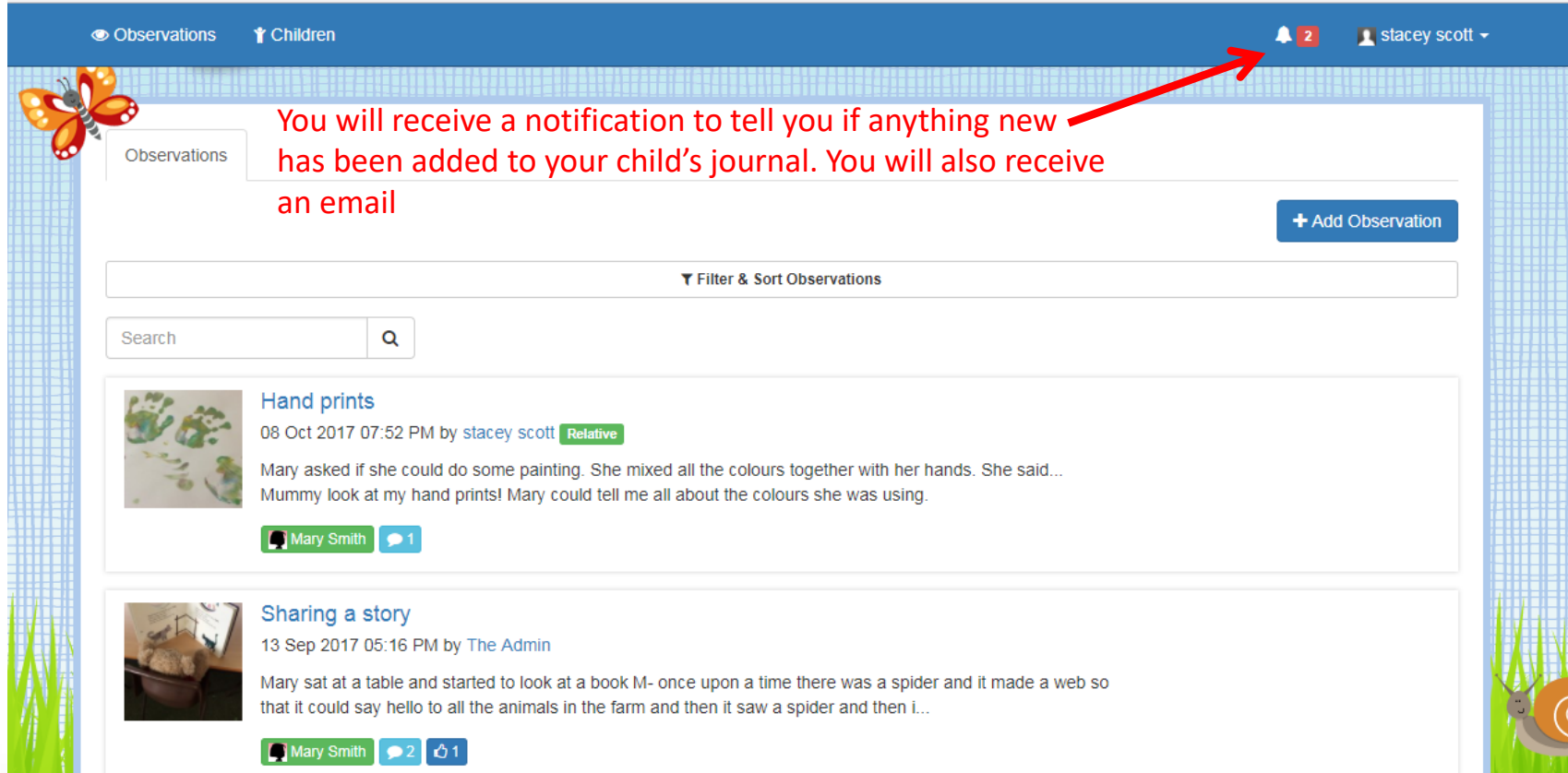
Like



Notes

Mary asked if she could do some painting. She mixed all the colours together with her hands. She said...
Mummy look at my hand prints!
Mary could tell me all about the colours she was using.

How will I know if my child has a new observation?



The screenshot shows a user interface for a child observation journal. At the top, a blue navigation bar contains the text "Observations" and "Children". On the right side of this bar, there is a notification bell icon with a red badge showing the number "2", and a user profile icon labeled "stacey scott". A red arrow points from the text "You will receive a notification" to the notification bell icon.

You will receive a notification to tell you if anything new has been added to your child's journal. You will also receive an email

Observations

+ Add Observation

Filter & Sort Observations

Search

Hand prints
08 Oct 2017 07:52 PM by stacey scott **Relative**
Mary asked if she could do some painting. She mixed all the colours together with her hands. She said...
Mummy look at my hand prints! Mary could tell me all about the colours she was using.
Mary Smith 1

Sharing a story
13 Sep 2017 05:16 PM by The Admin
Mary sat at a table and started to look at a book M- once upon a time there was a spider and it made a web so that it could say hello to all the animals in the farm and then it saw a spider and then i...
Mary Smith 2 1