











Year 4	Collage and Textiles - Painting with Paper		
What I learnt last year	Know and understand	Experiment, invent and create (linked skills)	
<p>Mixed Media</p>  	<ul style="list-style-type: none"> Collage has been around for a very long time. The term collage was made up by both Georges Braque and Pablo Picasso in the beginning of the 20th century when collage became a distinctive part of modern art. Know about the work by Megan Coyle. 	<ul style="list-style-type: none"> Experiment with a range of collage techniques such as tearing, overlapping and layering to create images and represent textures Use sketchbooks to design collage creations Fold, crumple, tear and overlap materials Collect, sort and arrange materials according to colour or texture 	
Key Vocabulary	Reference Images		Artist References
<p>Collage- Art in which bits and pieces of paper and fabric have been pasted onto a 2D surface.</p> <p>Organic shapes- shapes that are irregular and imperfect. Naturally these shapes will all be slightly different from one another.</p> <p>Tissue- A piece of thin paper.</p> <p>Crêpe paper- thicker than tissue paper and has more texture (it's more wrinkly), and these qualities help the fringe to stay up better when it is.</p> <p>Layer- An amount of something that overs the surface.</p> <p>Background- The part of a picture that is behind the main things or people.</p> <p>Painting with paper technique (Megan Coyle)- Called "painting with paper" because she makes collages look like paintings by manipulating pieces of paper. Only uses a pair of scissors, acid-free glue sticks, and magazine strips to make each collage.</p>	   		<p>Megan Coyle</p>   <p>https://megancoyle.com/learn/middle-school/painting-with-paper/paper-technique/</p> <p>Eric Carle Illustrator</p>   <p>Eric Carle Museum- www.carlemuseum.org</p>